

Acquisition Overview

Sep 1, 2018 - Mar 31, 2019

All Users
100.00% Users

Primary Dimension:

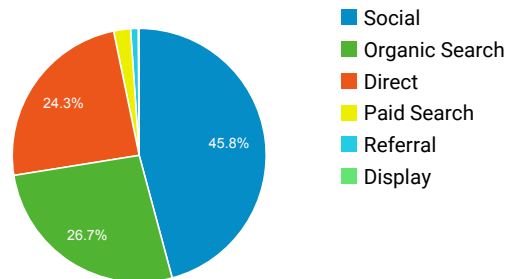
Conversion:

Top Channels

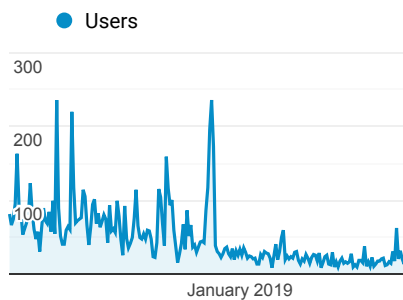
eCommerce

[Edit Channel Grouping](#)

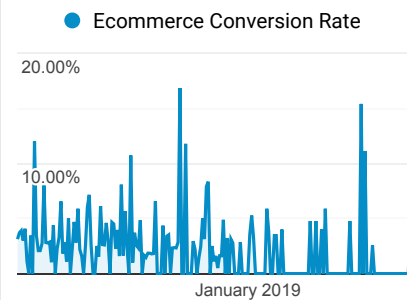
Top Channels



Users



Conversions



Acquisition

Behavior

Conversions

	Users ↓	New Users ↓	Sessions ↓	Bounce Rate ↓	Pages / Session ↓	Avg. Session Duration ↓	Ecommerce Conversion Rate ↓	Transactio... ↓	Revenue ↓
	9,106	8,959	11,173	51.55%	2.66	00:01:36	2.43%	272	\$11,249.66
1 Social	4,185			43.38%			1.59%		
2 Organic Search	2,435			45.95%			3.77%		
3 Direct	2,219			68.83%			1.84%		
4 Paid Search	196			79.72%			0.92%		
5 Referral	88			58.20%			11.48%		
6 Display	12			100.00%			0.00%		

To see all 6 Channels click [here](#).